

# LDF

---

FURNITURE INDUSTRIES INC

STYLE • VALUE • SERVICE



*office furniture buyer's guide*

# office furniture *BUYER'S GUIDE*



**LDF** represents:  
quality workmanship,  
sensible design,  
sound materials and  
superior value.

*While every effort was made to ensure the accuracy of information contained in this Buyer's Guide at the time of publication, we cannot accept responsibility for inaccuracies resulting from printing errors or omissions. We reserve the right to make product improvements and changes without notice. © Copyright 2012 LDF Furniture Industries Inc. All Rights Reserved.*

**LDF Furniture Industries** is a respected leader in the mid-priced office furniture market.

From the beginning, our objective has been to provide smartly designed furniture that responds to the ever changing needs of the competitive business and developing home office environments.

Our dedication to quality workmanship is the key to our success. Sensible, well engineered design is the standard by which we measure our achievements.

**LDF Furniture Industries** seeks out only the most durable, quality materials to ensure the components you choose deliver years of enjoyable, problem-free use.

Our attention to detail in the furniture styling and finish, offers you a choice between contemporary and more traditional options.

**LDF Furniture Industries**, has continuously invested in new equipment to further complement our manufacturing capabilities.

The results have been truly positive, enhancing the range of products we offer to our clients and providing our loyal customers with better value for their investment.



# contents

Work Centers **3-8**



Small Office **9-14**



Privacy Desks /  
Study Carrels **15-18**



Mobile /  
Attachable Files **19-20**



Machine Stands **21-22**



Adjustable Height  
Crank Tables **23-24**



Metal Leg Tables  
Series 800, 200, 110 **25-28**



Educational  
Series **29-32**



Hutch Series **33-34**



Lecterns **35-37**



Storage Cabinets **38-52**  
Literature / Bookcase / Display



Audio Visual /  
Serving Cabinets **53**



Newspaper /  
Mobile Book Storage **54**



Keyboards /  
CPU Holders **55**



Accessories  
Power Data Centers **57**



Laminate / Edge /  
Metal Finishes **57-58**



# work centers



## HUT-300

12d x 25w x 30h

This hutch designed for our CWC-300 Work Centers, provides additional storage space for binders and computer accessories.

**Ready-To-Assemble**

## CWC-300-PS

24d x 27w x 32h

The CWC-300-PS printer stand was designed to hold large printers.

**Assembled**



Work Centers  
provide functional  
storage for  
every need



## CWC-300

24d x 27w x 32h

The CWC-300 provides sufficient space for mouse, keyboard, monitor, CPU, printer and paper. The compact design and mobility make this unit particularly suitable for business or home office use.

**Assembled**

## CWC-301-N

24d x 27w x 32h

Unit has one roll-out shelf to accommodate the keyboard and is well suited to the office or classroom environment.

**Assembled**



## CWC-302

20d x 24w x 29h

## CWC-303

20d x 30w x 29h

Both units features one roll-out shelf to accommodate the keyboard and mouse.

**Ready-To-Assemble**



# work centers

**LDF**  
FURNITURE INDUSTRIES INC

## MMC-2042

20d x 42w x 29h

Ideal unit for computer station, copier, fax, postal machine etc. Features a full 1" thick top work surface, extra wide shelf for keyboard and mouse. Plus a full width storage shelf for all your accessories.

*Ready-To-Assemble*



Casters allow  
for easy and convenient  
mobility

## MCS-1230

30d x 12w x 30h

This Mini-Computer Stand is ideal for those with a limited amount of space.

*Assembled*



## MLC-2216

16d x 22w x 26.5h

Mobile Laptop Cart  
Base in Black only.

*Ready-To-Assemble*



## MPC-3020

20d x 30w x 31h

Mobile PC Cart with a slide-out lower CPU and Printer Shelf. Wide Keyboard / mouse shelf. Base in Black only.

*Ready-To-Assemble*

# work centers



## TWM-3800

24d x 38w x 32h

We have designed this unit for the computer user who needs a separate storage area for their CPU. This unit features a full width keyboard shelf. CPU area measures 20d x 9.5w x 20h.

*Assembled*



## HUT-3824

12d x 36w x 30h

This particular hutch offers ample storage space and fits onto the TWM-3800 and MWC-338 Work Centers.

*Ready-To-Assemble*

## TWC-4724

24d x 47w x 32h

Features an extra wide 34" keyboard shelf and a separate storage area for the CPU measuring 20d x 9.5w x 26h.

*Assembled*



## MWC-338

24d x 38w x 32h

Along with the roll-out and bottom storage shelves, the MWC-338 offers a full width keyboard shelf allowing sufficient space for a mouse pad.

*Assembled*

# work centers

## WC-600

24d x 47w x 32h




The complete computer Work Center for all your data processing needs. Two roll-out shelves allow for the placement of keyboard and input material with abundant space for all your computer components.

*Also available in a 60" wide dual operator model.*

**Assembled**

**LDF**  
FURNITURE INDUSTRIES INC



Work Centers designed  
for a variety of  
user needs



## HUT-600

12d x 45w x 30h



This Hutch was designed specifically for the WC-600, WC-601 and the TWC-4724. The HUT-600 offers the user additional storage space for binders, discs etc. The right side shelf is fixed and the left side shelf is adjustable.

**Ready-To-Assemble**

## WC-601

24d x 47w x 32h



In addition to the features offered in our WC-600, this unit has a sliding printer shelf and a tower storage area.

**Assembled**



*Refer to price list for additional model sizes and laminate colour options.*

# work centers *STANDING HEIGHT*

## **SHT-300**

24d x 27w x 42h

The SHT-300 is the perfect computer center for those needing a standing height work area. Available in custom sizes.

**Assembled**

Units are ideal for standing height work areas or overhead projector cabinets



## **WDSHT-300**

24d x 27w x 42h

This unit is ideal for the use of an overhead projector or simply used for a standing height work area. It features a sliding shelf and a fixed storage shelf behind locking doors. Casters are added for easy mobility.

**Assembled**



# work centers *TRAINING STATIONS*

**LDF**  
FURNITURE INDUSTRIES INC



## **CTS-2435**

24d x 35w x 29h

The custom Training Station provides for multi-functional use in classroom, multi-tasking or training settings. Grommet holes are in the side panels allowing for easy wire management. The CPU holder can be built on the left or right side. Units can be manufactured to your specific requirements. Sizes of tops, keyboard and CPU storage area can be designed to fit your needs. You have the option of ordering with or without casters. Several laminate finishes are available.

*Assembled*

## **WDCTS-3042**


30d x 42w x 29h

Computer training stand featuring a CPU holder with locking door, sliding keyboard shelf. Optional casters.

*Assembled*



Grommet holes positioned on side panels allow for easy wire management.



## **CTS-3048**

30d x 48w x 29h

Training station with a larger working surface. CPU storage area size is 28d x 9w x 23h.

*Assembled*



Units are available in many laminate colour finishes and sizes

*Refer to price list for additional model sizes and laminate colour options.*

# small office *CORNER STANDS*

Small Office Series is a versatile and affordable solution to your furniture requirements. The Corner Station features a 30" keyboard shelf as well as a full size CPU unit (18d x 10w x 19h) that can attach to the right or left side for your convenience. Corner and side hutches can be added to provide additional useful storage space.

## PDT-2460

24d x 60w x 29h

Island D-Top

*Ready-To-Assemble*



## Workstation – LD1

- [A] CS-6060 Corner Station  
24d x 60w x 29h 30" Keyboard Included
- [B] CH-2442 Corner Hutch  
24d x 24w x 42h
- [C] SH-1036 (2) Side Hutches  
10d x 36w x 21h Lower Adjustable Shelf

### AVAILABLE:

CS-7272 – Corner Station, same as [A] above but 72" wide.

*All Units Ready-To-Assemble*

## Workstation – LD2



## Workstation – LD3



## Workstation – LD4



# small office *CORNER STANDS*

**LDF**  
FURNITURE INDUSTRIES INC



## CS2BF

24d x 60w x 29h

CS2BF Corner Workstation comes with either box/box/file drawers or with 2 file drawers (Model CS2FF). Drawer units can be placed on right or left sides. Models CH-2442 as well as SH-1036 can be added.

*Ready-To-Assemble*

## CCT-36 LCH

36d x 36w x 29h

CCT-36 LCH is our most efficient corner unit. It features a 30" wide keyboard shelf, extra large CPU storage shelf and a lower corner hutch.

*Ready-To-Assemble*



## CH-2442

24d x 24w x 42h

Corner Hutch was designed to complement both the Corner Station and the Corner Computer Table, providing ample storage for binders, files etc.

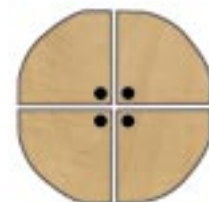
*Ready-To-Assemble*

## CCT-42

42d x 42w x 29h

Our Corner Workstation fits neatly into your office. The CCT-42 features a 30" wide keyboard shelf. Underneath, is a full tower shelf with plenty of space for a CPU unit plus accessories.

*Ready-To-Assemble*



Refer to price list for additional model sizes and laminate colour options.

# small office *COMPUTER TABLES*



## HT-5632

12d x 56w x 32h

The addition of this 56" wide Hutch brings added productivity and will provide you with extra storage space for binders, CD's etc.

*Ready-To-Assemble*

## TCT--2460

24d x 60w x 29h

The 30" curved keyboard shelf allows plenty of space for your keyboard and mouse. The CPU holder neatly stores your tower. A grommet on the top work surface allows for easy wire management.

*Ready-To-Assemble*

Top mount grommet provides  
easy wire management



## TCT--2448

24d x 48w x 29h

Complete with 30" curved keyboard shelf and CPU dolly.

*Ready-To-Assemble*

## Important Add-On Unit MC-210 Mobile Cabinet

22d x 16w x 22h

Cabinet with anti-tipping 5th caster.

Legal or letter size filing.

Box and File Drawer.

*Assembled*



# small office *COMPUTER TABLES*

**LDF**  
FURNITURE INDUSTRIES INC



## **DT-2460-C230**

24d x 60w x 29h

"D" Top with box / box / file cabinet.

*Ready-To-Assemble*

## **DTC-2460**

24d x 60w x 29h

Deluxe Computer Table. Shown with optional CPU dolly and 30" curved keyboard shelf.

*Ready-To-Assemble*



Several combinations of tops and drawers are available



## **RE-2448-C220**

24d x 48w x 29h

Rectangular top with file / file cabinet.

*Ready-To-Assemble*



## **DTC-2448**

24d x 48w x 29h

Deluxe Computer Table.

*Ready-To-Assemble*

refer to price list for additional model sizes and laminate colour options.

# small office *MOBILE STATIONS*

**LDF** Mobile Computer Tables are available in three styles: a space saving corner unit as well as two straight edge styles for multiple stations. Each unit has been designed for ultimate performance and offer double leg support for added strength. Available in many colour finishes and features 2 locking casters to secure the position of the unit when desired.

Bottom shelf allows for plenty of room for a CPU unit in addition to general storage. Sliding keyboard tray and mouse area provide the perfect work surface.

## **MCTO-2442**

Oval Computer Table

24d x 42w x 29h

Frame in black finish only.

*Ready-To-Assemble*

Designed for  
ultimate performance



## **MCTR-2448**

Rectangular Computer Table

24d x 48w x 29h

Frame in black finish only.

*Ready-To-Assemble*



## **MCTC-3048**

Corner Computer Table

30d x 48w x 29h

Frame in black finish only.

*Ready-To-Assemble*



# small office *PANEL END TABLES*

**LDF**  
FURNITURE INDUSTRIES INC



## **WPAK-3048**

30d x 48w x 29h

Panel End Work Table with a 28" adjustable keyboard shelf. Standard with wire management grommets. Various sizes available.

*Ready-To-Assemble*

Panel end tables  
can be ordered to  
custom heights, widths  
and depths as required

## **WPRE-2460**

24d x 60w x 29h

Panel End Work Tables are available in two tone combinations.

*Ready-To-Assemble*

## **MC-220**

Mobile File Cabinet • *Assembled*



Refer to price list for additional model sizes and laminate colour options.

# privacy desks



These units are designed to give you the complete privacy you require to focus on the job at hand. The desk features a 1" thick work surface and wire grommets in the side panel, back panel and top work surface, allowing for easy wire management. Locking box / file drawers provide ample space for storage and filing.

## **PRD-244**

24d x 48w x 48h

Sliding keyboard optional. Full back panel available. Can be ordered without drawer pedestal.

**Ready-To-Assemble**

Custom sizes available

*Call order desk for inquiries*

## **PRD-345**

36d x 48w x 60h

24" deep work surface.  
Sliding keyboard optional.

**Ready-To-Assemble**



# study carrels



## **SCL-3224**

24d x 32w x 48h

*Ready-To-Assemble*

These well constructed Study Carrels are ideal for libraries, human resources offices, training centers or any setting that requires an individual private work station. Study Carrels have a 1" thick work surface and a full width 10" deep top and bottom shelf that provide ample storage space. Wire management grommets in side panels and top surface are standard. Sizes can be modified to suit your specific requirements. Several laminate finishes are available.

**LDF**  
FURNITURE INDUSTRIES INC



Sliding Keyboard Shelves are available.

Wire Grommets are standard.



## **7-2436SCL**

24d x 36w x 48h

*Ready-To-Assemble*

Study Carrels are ideal for  
libraries, human resources offices  
and training centers

*Refer to price list for additional model sizes and laminate colour options.*

# study carrels



Study Carrel sizes can be modified to suit your specific requirements. Several laminate finishes are available. Study Carrels are ideal for libraries, human resources offices, call and training centers.



## **DLSC-3048**

30d x 48w x 48h

Sliding keyboard optional.

*Ready-To-Assemble*

Ideal for any setting that requires  
an individual private workstation

## **SHLS-2436**

24d x 36w x 48h

Standing height.

Work surface at 36" high

Sliding keyboard optional.

*Ready-To-Assemble*



Optional Sliding Keyboard  
Shelves are available as well as  
CPU Holders.



# study carrels *SHARED PANELS*

**LDF**  
FURNITURE INDUSTRIES INC



**SPSC3-2430-88**

24d x 88w x 48h


*Ready-To-Assemble*



**SPSC2-2430-59**

24d x 59w x 48h

*Ready-To-Assemble*



**SPSC4-2430-117**

24d x 117w x 48h

*Ready-To-Assemble*

Available in  
various styles and  
configurations.

Please contact our Order Desk for more information.



**A**



**B**



**C**

Refer to price list for additional model sizes and laminate colour options.

# mobile files



## MC-203

22d x 16w x 22h

3 Box Drawer

Mobile Pedestals are manufactured in a variety of drawer configurations. Front locks are offered on most models. Casters, with front locking, are standard on all units. Anti-tipping 5th caster is standard on file units. All file drawers have quality ball bearing, full suspension slides.

All laminate finishes are available. Attachable Drawers feature everyday value filing and storage with a variety of great styles to choose from. All of these units fit easily to the left or right side of tables.

**Professional capability at an economical price.**

**Assembled** – All Mobile, Stationary Files and Attachable Drawers



Black Chamois side and top panels available

## MC-240

22d x 16w x 28h

4 Box Drawer



## MC-210

22d x 16w x 22h

Box / File Drawer



## MC-220

22d x 16w x 28h

2 File Drawer



## MC-230

22d x 16w x 28h

2 Box / 1 File Drawer

## MFC-21

same as above, no Lock.

# attachable and stationary *DRAWER UNITS*

## Attachable



**AST-230**

2 Box / 1 File Drawer



**AST-220**

2 File Drawer



**ABD-3**

3 Box Drawer



**ABFD**

1 Box / 1 File Drawer



**ABD-2**

2 Box Drawer



**AFD**

1 File Drawer

**LDF**  
FURNITURE INDUSTRIES INC

## Stationary



**ST-220**

2 File Drawer

**ST-230**

2 Box / 1 File Drawer

## Drawers



**SPD**

Plastic Drawer



**APD**

Pencil Drawer

# machine stands



## **FAX-1900**

18d x 19w x 31h

Perfect for your office fax or printer. Lower cabinet with door offers additional storage.

*Assembled*

## **FMC-1819**

18d x 19w x 31h

1 fixed and 1 adjustable shelf.  
4 casters, 2 locking.

*Assembled*



## **PD-2015**

Printer Dolly

15d x 20w x 14h

Lower compartment provides space for paper, binders etc.

*Available in Black only.*

*Ready-To-Assemble*



## **CPS-2417**

CPU / Printer Stand

17d x 24w x 28h

Lower compartments hold CPU unit plus offers space for paper, binders etc.

*Available in Black only.*

*Ready-To-Assemble*



## **PS-1524**

Printer Stand

27d x 24w x 29h

*Available in Grey only.*

*Ready-To-Assemble*

# machine stands

**LDF**  
FURNITURE INDUSTRIES INC



## DMC11-2026

20d x 26w x 30h

- 1 fixed shelf
- 1 adjustable shelf
- Locking casters

*Ready-To-Assemble*

The perfect solution for  
office equipment plus  
storage space



## DMC22-2026

20d x 26w x 30h

- Locking storage compartment.
- Middle storage shelf
- Locking casters

*Assembled*



## DMC33-2026

20d x 26w x 30h

- Locking storage compartment.
- 3 adjustable shelves
- Locking casters

*Assembled*



Available in a variety of laminate colour finishes.



## DMC44-2026

20d x 26w x 30h

- 4 adjustable shelves.
- Locking casters

*Ready-To Assemble*



# adjustable height crank tables

## FEATURES

- Base feet are 24" deep
- Base top support rail is 21" deep
- Adjustable frame size for multiple table lengths
- Hand crank location on front of table
- Handle conveniently retracts under table
- Black powder coat finish is standard
- Silver finish optional
- Maximum recommended lift weight of 210 lbs.
- Adjustable floor glides
- Optional casters available

Our Front Crank Tables are available in two height ranges, providing added comfort and efficiency. Black powder coat finish is standard. Also available in Silver. Choose from a variety of Table Tops including 24" and 30" deep. Available in Rectangular, Convex and Straight, Convex and Concave, 6-Sided as well Bean Shaped table tops.

## BASE MECHANISMS\*

Bases are boxed and sold individually and can be purchased in two models:

**AHC 1001: Height ranges from 22" to 31<sup>3</sup>/<sub>4</sub>"**

**AHC 1002: Height ranges from 26<sup>1</sup>/<sub>2</sub>" to 39<sup>1</sup>/<sub>2</sub>"**

**Note:** Add 1" to overall height for table top thickness.



## EB25 EDGEBANDING

Standard 2.5mm colour matched edgebanding with Straight Corners on rectangular tops.



## TM1 T-MOULDING

Standard colour matched T-mould on all shaped tops. Optional on rectangular tops.



## AHC CS22-4848

6-Sided Corner

22 x 22 x 22 x 22 x 36 x 36

\* Available Bases: AHC 1001 / AHC 1002

Ready-To-Assemble



## AHC BS3660

Bean Shaped

36d x 60w

\* Available Bases: AHC 1001 / AHC 1002

Ready-To-Assemble

# adjustable height crank tables



## **AHC RE-2460**

Rectangular

24d x 60w

*\* Available Bases: AHC 1001 / AHC 1002*

**Ready-To-Assemble**

When there are multiple users of tables and workstations, each person may need to position the table surface to an appropriate height to suit his or her own needs. LDF offers two height ranges that easily adjust to provide a user with individual comfort and versatility. Our bases are adjustable in length from 44" to 68" that accommodate table tops that are 45" to 72" wide and tops that are 24" to 30" deep.

Durability and fine craftsmanship are standard.

***The leg columns are completely assembled.***

Adjustability is a necessity in  
many office and educational  
environments



## **AHC CXCV-2448**

Convex and Concave

24d x 48w

*\* Available Bases: AHC 1001 / AHC 1002*

**Ready-To-Assemble**



## **AHC CXST-2448**

Convex and Straight

24d x 48w

*\* Available Bases: AHC 1001 / AHC 1002*

**Ready-To-Assemble**

# regal 800 series



A superior metal based furniture system, the Regal 800 Series has been designed and engineered with work surfaces that have soft curves, radius corners and smooth lines. If you are creating an efficient, ergonomic work environment, the Regal 800 Series is ideal. By virtue of design, its flexibility allows one to configure and add components onto the existing layout as needed.

The peninsula is available left side or right side. The corner workstation measures 42" x 42" with 24" connecting sides. If a larger corner is required, a 48" x 48" with 30" connecting sides, is available. Work tables are available in top sizes that range from 24" x 24" to 24" x 72".

Single and double connect 30" work tables can also be used with this series.

## RP8-R4872 H

72d x 48w x 29h

Right Side Peninsula

*Ready-To-Assemble*



## RC8-2442 H

42d x 42w x 29h

Corner Workstation with optional keyboard shelf.

*Ready-To-Assemble*



## 8-2436H

24d x 36w x 29h

Freestanding Work Table

*Ready-To-Assemble*



# series 800



The Series 800 is one of the most adaptable lines of furniture on the market today. The corner unit, along with the various add-on work surfaces, hutches and mobile pedestals, make it possible for you to create a complete general office work area. The 800 Series is ideal for small or large offices, providing components to allow for small businesses to expand.

## Accessories

The Series 800 is available with a wide selection of accessories which provide a finishing touch in creating your customized office solution.



CPU Dolly



CPU Holder



Keyboard with Mouse



Plastic Drawer



Available in 24" and 30" depths.

# series 200

The Series 200 provides versatility and durability at a very reasonable price. The tables have been designed and manufactured to allow for the needed flexibility to create a simple or intricate computer workstation. The systems are easy to use and move. The lightweight components fit together easily and quickly. The corner unit, along with the various add-on work surfaces, hutches and mobile pedestals, make it possible for you to create a complete general office work area.



*Shown with optional 28" Keyboard shelf*



Adjustable Keyboard Station



Rectangular Work Table

## SERIES 200 COMPONENTS

Designed to  
create a simple or  
intricate computer  
workstation



Corner Stand



"D" Top

# series 110

The Series 110 is constructed of the same quality and gauge of material used in our top-of-the-line series furniture. The double tubular leg construction reduces the overall cost, but not the quality. The vast assortment of component parts means you can customize a computer furniture system to your particular needs. The Series 110 offers a custom design appearance, which can add prestige to even the most basic office setting.

**LDF**  
FURNITURE INDUSTRIES INC

Series 110 offers a  
custom design appearance



Adjustable Keyboard Station



Corner Stand

## SERIES 110 COMPONENTS



Work Table 30" Depth



Work Table 24" Depth

Refer to price list for additional model sizes and laminate colour options.

# educational *WL SERIES*



## **WL-3072WG2SKS**

Dual Operator Table

30d x 72w x 29h

*Ready-To-Assemble*



## **WL-3060WG**

Work Table

30d x 60w x 29h

*Ready-To-Assemble*



## **WL-3096WG**

Work Table

30d x 96w x 29h

*Ready-To-Assemble*



## **WL-AK3072WG**

Dual Operator Table

30d x 72w x 29h

*Ready-To-Assemble*

All Work Tables are available in 26" heights. Please specify when ordering.

# educational series

**LDF**  
FURNITURE INDUSTRIES INC



**44-48**

30d x 48w x 27-34h

Split Top Adjustable Height Table  
Top surface depth split, 14" and 16"  
**Ready-To-Assemble**



**4-3048**

30d x 48w x 23-29h

Adjustable Height Table  
**Ready-To-Assemble**



**SHT-2436**

24d x 36w x 42h

Standing Height Table.  
**Custom Heights Available**  
**Ready-To-Assemble**



**9-3060**

30d x 60w x 24-38h

Adjustable Height Table  
**Ready-To-Assemble**



# educational series



## **CCS-2448WG**

Compact Corner Stand

28d x 48w x 26 or 29h

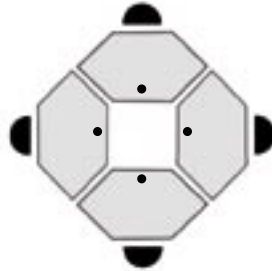
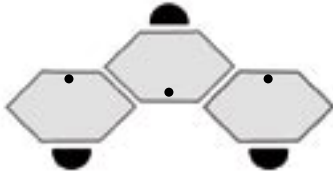
*Ready-To-Assemble*



## **CCS-2448WG x 4**

Compact Corner Stand x 4

*Ready-To-Assemble*



## **1-2028H**

20d x 28w x 29h

*Ready-To-Assemble*



## **1-2430-TS**

24d x 30w x 29h

*Ready-To-Assemble*



## **AK2-2436**

24d x 36w x 29h

*Ready-To-Assemble*

# educational series

**LDF**  
FURNITURE INDUSTRIES INC



## **DHR-72**

36d x 72w x 29h

Two person workstation.

Larger units available.

*Ready-To-Assemble*



## **TR-5454-1610**

54d x 54w x 29h

Three person station ideal for laptop or activity use. Shown with post legs.

Casters optional.

*Ready-To-Assemble*

## **CL-4848-1610**

48d x 48w x 29h

Four person station.

Casters optional.

*Ready-To-Assemble*



## **TR-5454-OS2515**

54d x 54w x 29h

Three person station.

Casters optional.

*Ready-To-Assemble*



Refer to price list for additional model sizes and laminate colour options.

# hutch series



## SI-60HT

15d x 60w x 37h

## SI-72HT

15d x 72w x 37h

This storage hutch has 4 opening doors. Clearance between desk top and doors is 19".

*Assembled*



## SI-48HT

15d x 48w x 37h

Fits 48" wide Tables. Complete with 2 opening doors and 2 adjustable shelves in center.

*Assembled*



## HUT-C4242

12d x 42-42w x 36h

## HUT-C4848

12d x 48-48w x 36h

36" high unit fits corner stands. Fully closed back panel. One fixed shelf with 18" clearance to table top. 14" clearance between top and fixed shelf.

*Ready-To-Assemble*



# hutch series

The Hutch Series features an exceptionally sturdy construction design, rigidity you can count on, the assurance of a long life that justifies the investment and allows them to do the job to perfection. In this exclusive group, the series is a designer's favorite because of its elegance and its characteristic touch of colours. For an economical storage solution and a clutter-free workspace, The Hutch Series is a wise choice.

**LDF**  
FURNITURE INDUSTRIES INC



## HUT-4836

12d x 48w x 36h

36" high unit comes with 2 fixed shelves and is 12" deep. • **Ready-To-Assemble**



## HUT-4824

12d x 48w x 24h

Open Hutch / one fixed shelf • **Ready-To-Assemble**



## SCH-3618

24d x 36w x 18h

Study Carrel Hutch • **Ready-To-Assemble**



## TRA-1560

15d x 60w x 15h

**Assembled**

## Desk Organizer Hutch

### DOH-48

12d x 48w x 15h

**Assembled**

1 fixed center and 3 adjustable pressure fitted dividers.





## **TLS-203642**

20d x 36w x 42h

Lectern suitable for instructors and/or teachers.  
2 adjustable shelves, 4 casters, 2 locking.

*Assembled*

## **TLD-203642**

20d x 36w x 42h

Lectern with locking door.  
2 adjustable shelves, 4  
casters, 2 locking.

*Assembled*



Shown with

## **ETL-15249**

15d x 24w x 9h

*Assembled*



## **LTN-4720 FLOOR LECTERN**

20d x 25w x 47h

Angled top shelf with 2  
additional fixed shelves.  
2 locking casters.

*Ready-To-Assemble*



## **LPS-4724 LAPTOP / PRESENTATION STAND**

24d x 25w x 47h

Flat top shelf with 2 additional  
fixed shelves. 4 casters,  
2 locking.

*Ready-To-Assemble*

# lecterns

LDF offers a variety of Lecterns to accommodate various presentation needs. Available with angled or flat top shelves, equipment / storage shelving areas and with or without casters for easy mobility. Our Lecterns are manufactured with solid 5/8" and 1" laminate for strength and durability and are available in all LDF finishes.

**LDF**  
FURNITURE INDUSTRIES INC



## **LTB-4720 FLOOR LECTERN**

19d x 24w x 47h

Angled top shelf.

*Assembled*



## **EFL-4518 ECONOMY FLOOR LECTERN**

18d x 24w x 45h

Angled top shelf with 1 additional fixed shelf.

*Assembled*



## **MXL-4624 Metal X-Base Lectern**

16d x 24w x 46h

*Assembled*

## **LTN-1620 TABLE TOP LECTERN**

20d x 25w x 16h

Angled top shelf.

*Ready-To-Assemble*



## **ETL-1824 ECONOMY TABLE TOP LECTERN**

18d x 24w x 12h

Angled top shelf.

*Assembled*



Refer to price list for additional model sizes and laminate colour options.

# lecture cabinet / station



## ITL-2016

20d x 16w x 9h

*Assembled*



## DT-2448-1611 D-Top

24d x 48w x 29h

Optional modesty panel available

*Ready-To-Assemble*



## LCFF-2536

25d x 17w x 36h

*Assembled*



Available with optional  
Power Data Centers



Shown without Lectern.

Note: Tables can be made with full laminate panels.

## LCBF-2536

25d x 17w x 36h

*Assembled*



## LCDF-2536

25d x 17w x 36h

*Assembled*



## LCOD-2536

25d x 17w x 36h

*Assembled*



# storage hutch/file cabinet



LDF offers perfect solutions for all your storage needs



## **LSH12-3636 LETTER SIZE LITERATURE HUTCH**

12d x 36w x 36h

9 adjustable shelves. Also available in legal size, 16" deep.

*Assembled*

## **SFC20-3632 STORAGE / FILE CABINET**

20d x 36w x 32h

Storage area has 1 adjustable shelf. The 2 file drawers allow for both letter and legal filing. Locking door is standard. Custom sizes available.

*Assembled*

Manufactured from high quality materials and offered in a variety of colour finishes



*Door locks are standard. Custom sizes available.*



Combine your shelving  
needs with an added  
storage unit



**MOH12-3636  
LITERATURE ORGANIZER**

12d x 36w x 36h

15 adjustable shelves. Also available in legal size, 16" deep.

*Assembled*



**LD MOH-3636  
LOCKING DOOR KIT**

36w x 36h



**MSC20-3632  
STORAGE CABINET**

20d x 36w x 32h

Storage area has 1 adjustable shelf.  
Custom sizes available.

*Assembled*

*Available in 3 popular depths, 16", 20" and 24".*



**MSC20-4832  
STORAGE CABINET**

20d x 48w x 32h

Storage area has 1 adjustable shelf.  
Custom sizes available.

*Assembled*

*Available in 3 popular depths, 16", 20" and 24".*



**MOH12-4836  
LITERATURE ORGANIZER**

12d x 48w x 36h

20 adjustable shelves. Also available in legal size, 16" deep.

*Assembled*

Storage cabinets can  
also be combined with  
our literature storage  
hutches



**LD MOH-4836  
LOCKING DOOR KIT**

48w x 36h



Units have solid 5/8"  
backs, finished on both  
sides and are fully  
assembled



**MOH16-3648  
LEGAL SIZE ORGANIZER**

16d x 36w x 48h

21 adjustable shelves standard.

Available in both legal and letter size.

*(Shown with optional additional shelves)*

**Assembled**



**MSC16-3632  
STORAGE CABINET**

16d x 36w x 32h

Storage area has 1 adjustable shelf.

Locking Doors.

**Assembled**

*Available in 3 popular depths, 16", 20" and 24".*



**PGN16-3640**  
**LEGAL VERTICAL ORGANIZER**

16d x 36w x 40h

24 storage compartments. Openings are 3.75"w x 12.5"h

*Assembled*

Custom size widths,  
depths and heights  
available



**MSCND16-3632**  
**OPEN STORAGE CABINET**

16d x 36w x 32h

1 adjustable shelf.

*Assembled*

*Available in 3 popular depths, 16", 20" and 24".*



**SCSB16-3072**  
**LEGAL SIZE BOOKCASE/STORAGE**

16d x 30w x 72h

2 adjustable shelves, 1 adjustable storage shelf behind locking doors.  
Also available in 36" width.

*Assembled*



**SCTB16-3072**  
**LEGAL SIZE ORGANIZER/STORAGE**

16d x 30w x 72h

15 adjustable shelves, 1 adjustable storage shelf behind locking doors.  
Also available in 36" width. Additional organizer shelves optional.

*Assembled*



**SCSB16-2472  
LEGAL SIZE  
BOOKCASE/STORAGE**

16d x 24w x 72h

2 adjustable shelves, 1 adjustable  
storage shelf behind locking door.

Also available in letter size.

*Assembled*



**SCDB12-2472  
LETTER SIZE  
ORGANIZER/STORAGE**

12d x 24w x 72h

14 adjustable shelves, 1 adjustable  
storage shelf behind locking door.

Also available in legal size.

*Assembled*



# 72" high literature organizers

Literature Organizers are available in both letter and legal sizes

- Several sizes to choose from
- Solid 5/8" finished backs
- 5/8" thick adjustable shelves accommodate a wide variety of material and support your heaviest items
- Perfect for mail, literature, binders, stationery supplies, folders, inventory, etc.
- Available with locking doors

## **TBC12-3672 12" LETTER SIZE ORGANIZER**

12d x 36w x 72h

36 adjustable shelves

*Assembled*



## **TBC16-3672 16" LEGAL SIZE ORGANIZER**

16d x 36w x 72h

36 adjustable shelves

*Assembled*

**SBC12-1272** 12d x 12w x 72h

**SBC16-1272** 16d x 12w x 72h

## **LETTER and LEGAL SIZE ORGANIZERS**

12 adjustable shelves



**DBC12-2472** 12d x 24w x 72h

**DBC16-2472** 16d x 24w x 72h

## **LETTER and LEGAL SIZE ORGANIZERS**

24 adjustable shelves



# 48" high literature organizers

**LDF**  
FURNITURE INDUSTRIES INC



## **TBC16-3648** **16" LEGAL SIZE ORGANIZER**

16d x 36w x 48h

24 adjustable shelves • *Assembled*

## **TBC12-3648** **12" LETTER SIZE ORGANIZER**

12d x 36w x 48h

24 adjustable shelves • *Assembled*



**DBC12-2448** 12d x 24w x 48h

**DBC16-2448** 16d x 24w x 48h

## **LETTER and LEGAL SIZE ORGANIZERS**

16 adjustable shelves

## **LD-3672**



## **LD-3648**



## **LD-2472**



## **LD-2448**



## **LOCKING DOOR KITS**

Available on all 36" and 24" wide Literature Organizers



**SBC12-2448** 12d x 12w x 48h

**SBC16-2448** 16d x 12w x 48h

## **LETTER and LEGAL SIZE ORGANIZERS**

8 adjustable shelves

Refer to price list for additional model sizes and laminate colour options.

# organizers / wide bookcases

- Solid 5/8" finished backs
- 5/8" thick adjustable shelves accommodate a wide variety of material and support your heaviest items
- Letter and legal size depths • Available with locking doors



## BC12-621 LETTER SIZE ORGANIZER / BOOKCASE

12d x 36w x 72h

12 adjustable literature shelves, 5 adjustable bookcase shelves  
**Assembled**



**Locking Doors Available**

## BC12-421 LETTER SIZE ORGANIZER/BOOKCASE

12d x 36w x 48h

8 adjustable literature shelves, 3 adjustable bookcase shelves  
**Assembled**

LDF Bookcases are constructed with 1" thick laminate and solid 5/8" finished backs that are colour matched on both sides making them suitable as room dividers. All units are fully assembled. Additional shelves available.

Wide bookcases are available in widths from 42" to 72" and depths of 12" and 16"



## WBC6036-12

12d x 60w x 36h • 4 adjustable shelves • **Assembled**



## WBC6030-12

12d x 60w x 30h • 2 adjustable shelves • **Assembled**

# bookcases

Custom depths, widths and heights available

**LDF**  
FURNITURE INDUSTRIES INC

- 1" thick construction with 5/8" thick backs that are colour matched on both sides.
- Ideal in open areas as room dividers.
- One fixed shelf on 66", 72" and 84" heights.
- Heights: 30", 36", 42", 48", 60", 66", 72" and 84".
- Widths: 24", 30" and 36".
- Depths: 12" and 16".

*Units are fully assembled.*  
Additional shelves available.



**24" WIDE UNITS**



**Available in 12" and 16" Depths**



Refer to price list for additional model sizes and laminate colour options.

# display cases



## **DYC-2472 DISPLAY CASE**

12d x 24w x 72h

6 display shelves

**Assembled**

LDF Display Cases are the perfect solution for having all your vital material showcased as well as having them easily accessible.

They are manufactured in many different sizes or can be grouped together, giving endless possibilities and allowing for a large variety of items to be at your fingertips.

Our Display Cases are available in many configurations and are the perfect way to display and access important material. There are several sizes to choose from and are manufactured with solid 5/8" finished backs. All units come fully assembled and are offered in a wide range of colour finishes to suit your personal decor. Custom sizes are available. Please call LDF Order Desk for additional information.

# display cases

**LDF**  
FURNITURE INDUSTRIES INC



## **DYC-3672 DISPLAY CASE**

12d x 36w x 72h

6 display shelves  
*Assembled*



## **DYCB-3672 DISPLAY / BOOKCASE**

12d x 36w x 72h

10 adjustable shelves, 6  
display shelves  
*Assembled*



Solid finished backs allow for the  
Display Cases to be placed anywhere,  
in closed or open areas.



## **DYC-2448 DISPLAY CASE**

12d x 24w x 48h

4 display shelves • *Assembled*



## **DYC-3648 DISPLAY CASE**

12d x 36w x 48h

4 display shelves • *Assembled*



## **BDY-3642 BOOK DISPLAY CASE**

12d x 36w x 42h

1 display shelf, 2 flat shelves • *Assembled*  
*Shown with optional wire dividers*

# sorters and tables



## **SORT 12-7230 SORTER**

12d x 72w x 30h

*Assembled*

## **SORT 7-3072 TABLE**

30d x 72w x 29h

*Ready-To-Assemble*

All LDF's Sorters and Tables are available in 36", 48", 60" or 72" widths with your choice of 12" letter or 16" legal size slots. Each section is 12" wide by 15 1/4" high. Additional shelves are available.

Matching Tables are 30" in depth and 29" in height, other size tops are available. Height adjustable tables are optional.



## **SORT 12-6030 SORTER**

12d x 60w x 30h

*Assembled*



## **SORT 12-4830 SORTER**

12d x 48w x 30h

*Assembled*

## **SORT 7-3048 TABLE**

30d x 48w x 29h

*Ready-To-Assemble*

## **SORT 7-3060 TABLE**

30d x 60w x 29h

*Ready-To-Assemble*

# mail stations

**LDF**  
FURNITURE INDUSTRIES INC

Mail Sorters are designed to handle your company's mail quickly and easily. Built for organized and efficient mail rooms, these units are manufactured from the highest quality material. Additional shelves available.

When it comes to storing your important material and documents, LDF has the perfect solution.

Mail Stations organize and  
sort your documents quickly  
and easily.



**MSH-3648**  
**MAIL STATION HUTCH**

12d x 48w x 36h

16 adjustable shelves • **Assembled**



**MSS 1848**  
**MAIL STATION**

18d x 48w x 32h

1 Pull-Out Shelf, 1 Drawer, 4 Small Shelves, 1 Large Shelf

**Assembled**



# audio visual cabinets / serving cabinets



LDF's Audio Visual Cabinets allow for ample space to place a TV monitor on the top shelf with DVD / Blu-ray players on the shelf below. A convenient shelf behind the locking doors gives ample storage space. Casters, 2 front locking, provide easy mobility.

## MAV-3675 AUDIO VISUAL CABINET

24d x 36w x 75h

TV Monitor Shelf, DVD / Blu-ray Shelf, Locking Doors with 1 shelf inside, Casters, 2 front locking

*Assembled*



## MAV-3624 AUDIO VISUAL CABINET

24d x 36w x 40h

TV Monitor Shelf, DVD / Blu-ray Shelf, Locking Doors with 1 shelf inside, Casters, 2 front locking

*Assembled*

LDF's Serving Cabinets are designed with a sliding pullout shelf, pullout drawers, a convenient storage area and comes standard with 4 casters.

All Serving Cabinets come fully assembled and can be provided with door locks.

Available in all LDF colour finishes.

## SGCS-3420 • SERVING CABINET

20d x 34w x 37h

*Assembled*

## SGCS-1820 • SERVING CABINET

20d x 18w x 37h

*Assembled*



# newspaper / periodical stand • mobile book storage

The perfect solution to display and store newspapers, magazines, catalogs or promotional literature. Ideal for universities, colleges, trade shows or retail outlets.

**LDF**  
FURNITURE INDUSTRIES INC



**NCS-1752**  
**NEWSPAPER /**  
**CATALOG STAND**

14d x 17w x 52h

*Assembled*



**DNCS-3452**  
**NEWSPAPER /**  
**CATALOG STAND**

14d x 34w x 52h

*Assembled*



**CMS-1248**  
**CATALOG /**  
**MAGAZINE STAND**

12d x 10w x 48h (Plexiglass not included)

*Assembled*



**CMS-1340**  
**CATALOG /**  
**MAGAZINE STAND**

18d x 13w x 40h

*Assembled*

LDF offers a wide selection of custom made units manufactured to your company's specifications. Each unit can be produced to exact dimensions to hold various size books and/or products.



**DSBT20-4848**  
**2 SIDED BOOK TRUCK**

20d x 48w x 48h

*Assembled*

**MBC16-4248**  
**MOBILE BOOKCASE**

16d x 42w x 48h

*Assembled*



Refer to price list for additional model sizes and laminate colour options.

# keyboards and cpu holders



SKS22



SKS28



SKS30



SKSCF30



POL-MSE-153



AKM-6501



AKM-MSE-6421



CPU-200-159



CPU-100-730 / CPU-360-735



CPU-DOL-1018



CPU-MOV-102

**LDF Industries** offers a wide selection of ergonomic keyboard trays and various accessories - a finishing touch in creating your customized office solution.

## SKS22

Sliding keyboard shelf 22" wide.  
Available in all standard colours.  
12d x 22w x 4h

## SKS28

Sliding keyboard shelf 28" wide.  
Available in all standard colours.  
12d x 28w x 4h

## SKS30

Sliding keyboard shelf 30" wide.  
Available in all standard colours.  
12d x 30w x 4h

## SKSCF30

Curved front keyboard shelf 30" wide.  
Available in all standard colours.  
12d x 30w x 4h

## POL-MSE-153

Polymer sliding keyboard with mouse. Black finish.  
12d x 30w x 5h

## AKM-6501

Articulating keyboard. Black finish  
12d x 23w x 5h

## AKM-MSE-6421

Articulating keyboard with mouse. Black finish.  
12d x 30w x 5h

## CPU-200-159

Economical CPU holder. Fixed mount. Height and width adjustable. Black finish.

## CPU-100-730

CPU holder fixed mount.  
Height and width adjustable. Black finish.

## CPU-360-735

CPU holder, slides in and out with 360 degree swivel.  
Height and width adjustable. Black finish.

## CPU-DOL-1018

CPU dolly with casters. Black finish.

## CPU-MOV-102

CPU mover on casters. Black finish.

# accessory units and power data centers



Paper Slot




Pencil Tray



2.5" Post Leg  
Set or Individual



ELE-PORT-100



Support Leg



Grommet



3" Post Leg  
Set or Individual



ELE-PORT-150



Laminate Pencil Drawer



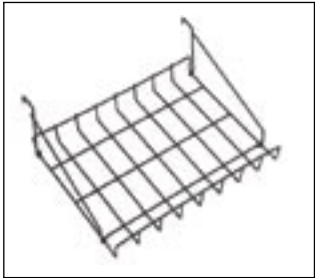
Sliding Plastic Drawer



2" Square Leg  
Set or Individual




ELE-PORT-200



Hanging Wire Basket



Wire Management



Coat Tree



ELE-PORT-300



Casters - Plate



Casters- Threaded



ELE-PORT-400

# laminate finishes

## LAMINATE FINISHES

### Woodgrains



COGNAC (CO)



SAHARA (SA)



TUXEDO (TX)



RIVIERA MAPLE (RM)



AMERICAN CHERRY (AC)



CHOCOLATE WALNUT (CW)



CLASSIC MAHOGANY (CM)




CHERRY HENNA (CH)



LIGHT OAK (LO)

### Solids



WILLOW GREY (WG)




GREY (GR)



STORM GREY (SG)




BLACK CHAMOIS (BC)



WHITE (WH)

### Abstracts



DESERT DUSK (DD)



EBONY SAND (ES)

Colours are as close to actual colour as printing will allow. Actual colour samples available upon request.

Please refer to price books for **colour availability on specific products**.

Please specify colour code letters when ordering laminate.

**i.e. Cherry – CH.**

# edging / metal finishes

## EDGE FINISHES

### Woodgrains



COGNAC (CO)



SAHARA (SA)



TUXEDO (TX)



RIVIERA MAPLE (RM)



AMERICAN CHERRY (AC)



CHOCOLATE WALNUT (CW)



CLASSIC MAHOGANY (CM)




CHERRY HENNA (CH)



LIGHT OAK (LO)

### Solids



WILLOW GREY (WG)



GREY (GR)




STORM GREY (SG)



SILVER (SV)



BLACK CHAMOIS (BC)



WHITE (WH)

### Abstracts



DESERT DUSK (DD)\*



EBONY SAND (ES)\*

## METAL FINISHES


Black



Grey



Putty



Silver



Storm  
Grey



### IMPORTANT:

Specify choice of finish each time an order is placed:

i.e.

TOP - Sahara

EDGE - Sahara

LEG - Black

## EDGING



### EB1 Edgelanding

Standard colour  
matched Edgelanding.



### EB25 Edgelanding

Standard 2.5mm colour  
matched edgelanding  
with Straight Corners  
on rectangular and  
square tops.



### TM1 T-moulding

Standard colour matched  
T-mould on all shaped  
tops. Optional on  
rectangular or square  
tops.

\* Note: Not available in TM-1



**LDF FURNITURE INDUSTRIES INC.**

463 Applewood Crescent

Concord, Ontario

Canada L4K 4J3

Tel: 905.738.1436

Fax: 905.738.0857

Toll Free Tel: 1.888.533.9998

Toll Free Fax: 1.888.533.3299

Website: [www.ldffurniture.com](http://www.ldffurniture.com)

Email: [info@ldfinfo.com](mailto:info@ldfinfo.com)

*Buyer's Guide No. 01-12*

